


# State of New Hampshire Public Utilities Commission



## CLEC and CTP Annual Report

Line No.	COVER PAGE
1	Carrier name: <b>Merrimack County Telephone Company</b>
2	For calendar year ended December 31, <b>2011</b>
3	Federal Tax Identification Number: <input type="text"/>
4	Enter the New Hampshire CLEC # and/or CTP #, whichever applies. CLEC Registration # : <input type="text"/> CTP Certification # : <input type="text"/>
5	Most recent former name, if applicable: <input type="text"/>
6	Date of name change, if applicable: <input type="text"/> (enter as mm/dd/yy)
7	Enter contact information for person responsible for this report: Name: <input type="text"/> Jerry L. Miller Title: <input type="text"/> Assistant Treasurer Address: <input type="text"/> 24 Depot Square, Unit 2 <input type="text"/> City, State, Zip Code: <input type="text"/> Northfield, Vermont 05663  Telephone: <input type="text"/> 765-522-0216 Fax: <input type="text"/> 765-522-0244 Email: <input type="text"/> finance@tdstelecom.com

Per Puc 434.03, annually filed reports shall be due on or before March 31 of each year.  
Per RSA 374:17, neglect or refusal to file will result in a forfeiture of \$100 per day for each day in default.

New Hampshire CLEC and CTP Annual Report of Merrimack County Telephone Company

Year ended December 31, 2011

Line No.	GENERAL INFORMATION																	
	<input type="radio"/> CLEC <input type="radio"/> CTP <input type="radio"/> Both																	
1	Company authorized in New Hampshire as (select one):																	
2	Trade name, as known to the public: TDS Telecom																	
3	Consumer affairs contact: Name: Thomas Murray Phone: 802-485-9724 Email: tom.murray@tdstelecom.com	Regulatory affairs contact: Name: Thomas Murray Phone: 802-485-9724 Email: tom.murray@tdstelecom.com																
4	Names and titles of officers.																	
	<table border="1"> <thead> <tr> <th>Name</th> <th>Title</th> </tr> </thead> <tbody> <tr> <td>David A. Wittwer</td> <td>President</td> </tr> <tr> <td>William J. Megan</td> <td>Vice President</td> </tr> <tr> <td>James W. Butman</td> <td>Vice President</td> </tr> <tr> <td>David P. Jones</td> <td>Secretary/Treasurer</td> </tr> <tr> <td></td> <td></td> </tr> <tr> <td></td> <td></td> </tr> <tr> <td></td> <td></td> </tr> </tbody> </table>		Name	Title	David A. Wittwer	President	William J. Megan	Vice President	James W. Butman	Vice President	David P. Jones	Secretary/Treasurer						
Name	Title																	
David A. Wittwer	President																	
William J. Megan	Vice President																	
James W. Butman	Vice President																	
David P. Jones	Secretary/Treasurer																	
5	Names of affiliate companies, if any, that provide service in New Hampshire.																	
	<table border="1"> <thead> <tr> <th>Name</th> </tr> </thead> <tbody> <tr> <td>Hollis Telephone Company, Inc.</td> </tr> <tr> <td>Kearsarge Telephone Company</td> </tr> <tr> <td>Wilton Telephone Company, Inc.</td> </tr> <tr> <td>Union Telephone Company</td> </tr> <tr> <td>TDS Long Distance Corporation</td> </tr> </tbody> </table>		Name	Hollis Telephone Company, Inc.	Kearsarge Telephone Company	Wilton Telephone Company, Inc.	Union Telephone Company	TDS Long Distance Corporation										
Name																		
Hollis Telephone Company, Inc.																		
Kearsarge Telephone Company																		
Wilton Telephone Company, Inc.																		
Union Telephone Company																		
TDS Long Distance Corporation																		
6	Has the company discontinued services in any exchange during the year? (Enter Yes or No) No																	
	If so, please list each exchange and the date service was stopped below.																	
7	Has the company discontinued operation in New Hampshire during the year? (Enter Yes or No) No																	
8	If the response to line 7 is Yes, does the company wish to request withdrawal of certification? (Enter Yes or No)																	
9	Does the company take or require deposits for telephone service? (Enter Yes or No) No																	
10	Does the company offer internet access to end users in New Hampshire? (Enter Yes or No) Yes																	

**New Hampshire CLEC and CTP Annual Report of Merrimack County Telephone Company Year ended December 31, 2011**

Line No.	NEW HAMPSHIRE REVENUE		
	<u>New Hampshire Retail Revenue</u>	<u>Line Applies To</u>	
1	Intrastate (IntraLATA) Toll Revenue*	CLEC/CTP	\$ -
2	All Other Toll Revenue (Include Interstate/InterLATA)	CLEC/CTP	-
3	Local Service Revenue	CLEC	2,632,163
4	Access Revenue	CLEC	1,005,000
5	All Other New Hampshire Revenue (describe on line 11 below)	CLEC/CTP	747,273
	Total New Hampshire Retail Revenue		\$ 4,384,436
	<u>New Hampshire Wholesale Revenue</u>		
6	Intrastate (IntraLATA) Toll Revenue*	CLEC/CTP	\$ -
7	All Other Toll Revenue (Include Interstate/InterLATA)	CLEC/CTP	-
8	Local Service Revenue	CLEC	195,249
9	Access Revenue	CLEC	4,538,574
10	All Other New Hampshire Revenue (describe on line 12 below)	CLEC/CTP	556,574
	Total New Hampshire Wholesale Revenue		\$ 5,290,397
	Total New Hampshire Revenue		\$ 9,674,833
11	If an amount has been entered on line 5, describe Retail-All Other New Hampshire Revenue.		
	Directory, rent, billing and collection and other incidental revenue.		
12	If an amount has been entered on line 10, describe Wholesale-All Other New Hampshire Revenue.		
	Interstate USF and Leased Facilities.		
	* Note that New Hampshire is a single-LATA state		
	** Total New Hampshire Revenue is used for assessment purposes		

New Hampshire CLEC and CTP Annual Report of Merrimack County Telephone Company

Year ended December 31, 2011

**Instructions:** CTPs shall respond to questions 1 through 6. CLECs shall respond to questions 1 through 4 and questions 7 and 8. Carriers that are both CTPs and CLECs shall respond to questions 1 through 8.

Line No.	STATISTICS			
<b>Questions Applicable to Both CLECs and CTPs</b>				
1	Miles of sheathed fiber owned in New Hampshire:			231
2	Miles of sheathed copper owned in New Hampshire:			1,247
3	Number of switches that route New Hampshire traffic:			3
4	Enter the location of switches that route New Hampshire traffic.			
	Street Address	City	State	
	11 Kearsarge Ave	Contoocook	NH	
	26 School Street	Hillsborough	NH	
	970 Gov Wentworth Hwy	Melvin Village	NH	
<b>Questions Applicable to CTPs</b>				
5	Number of presubscribed access lines in New Hampshire:			
6	New Hampshire intrastate conversation minutes:			
<b>Questions Applicable to CLECs</b>				
7	Enter New Hampshire points of interconnection with incumbent LECs by rate center and company.			
	Rate Center	Company	Rate Center	Company
	N/A due to ILEC functioning under alternative regulation			
8	Number of voice equivalent lines used by New Hampshire customers:			11,910

**New Hampshire CLEC and CTP Annual Report of Merrimack County Telephone Company Year ended December 31, 2011**

**Instructions:** CLECs shall complete the table. Complete the fields as follows:

**Locality/Rate Center:** Enter the name of the city or town.

**Residential or Business:** Enter Residential or Business.

**Service Type:** Enter POTS, ADSL, IDSL, HDSL, SDSL, RADSL, VDSL, Frame Relay, T1, Fractional T1, PRI, DS3, Switched 56 Kbps, Virtual FX, or Other.

**Count:** Enter number of lines or circuits provided. For virtual FX, enter the number of telephone numbers.

**Provisioning Method:** Enter Facilities, IP, Resale, Special Access, UNE, UNE-P, Virtual, or Other.

**NXX:** Enter the 3 digit NXX code.

**If additional rows are needed to complete the table:** 1) Move cursor one row beyond Line No. 19. 2) From the Excel menu bar, select Insert>Rows. 3) To insert additional rows repeat step 1 and 2. 4) To add line numbers to the new rows, copy line number 19 in the Line No. column to the newly added rows.

Line No.	LINES BY LOCALITY					
	Locality/Rate Center	Residential or Business	Service Type	Count	Provisioning Method	NXX (optional)
1	INFORMATION IS CONFIDENTIAL					
2						
3						
4						
5						
6						
7						
8						
9						
10						
11						
12						
13						
14						
15						
16						
17						
18						
19						

**Year ended December 31, 2011**

**Instructions:** CLECs that have attained CLEC FX eligibility in New Hampshire exchanges shall complete the table. Complete the fields as follows:

If additional rows are needed to complete the table: 1) Move cursor one row beyond Line No. 10. 2) From the Excel menu bar, select Insert>Rows. 3) To insert additional rows repeat steps 1 and 2. 4) To add line numbers to the new rows, copy line number 10 in the Line No. column to the newly added rows.

[illegible]



New Hampshire CLEC and CTP Annual Report of Merrimack County Telephone Company

Year ended December 31, 2011

**Instructions:**

- 1) Complete the information called for on the form, including the date that the other sections of this CLEC-CTP Annual Report were electronically submitted and filed with the Commission. (The Attestation Form is filed separately from the rest of the report, and is submitted through the mail).
- 2) Print this page from your printer.
- 3) The president of the company must sign and date the form before a notary public.
- 4) The treasurer of the company must sign and date the form before a notary public.
- 5) The notary public witnessing the signatures of the president and the treasurer must notarize the form.
- 6) Mail the form to:

**Telecommunications Division  
New Hampshire Public Utilities Commission  
21 South Fruit Street, Suite 10  
Concord, NH 03301-2429**

**ATTESTATION FORM**

**ANNUAL REPORT**

OF

**Merrimack County Telephone Company**

Carrier's Name

TO THE

**STATE OF NEW HAMPSHIRE  
PUBLIC UTILITIES COMMISSION**  
*For the year ended December 31, 2011*

**OATH**

State of **Vermont** **Wisconsin**

County of **Washington** **Dane** ss.

We, the undersigned, **David A. Wittwer**

President's Name

and

**David P. Jones**

Treasurer's Name

of, on our oath do severally say that the report, filed on **31-Mar-12**, has been prepared, under our

(insert date filed)


direction, from the original books, papers and records of said utility, that we have carefully examined the same, and declare the same to be a complete and correct statement of the business and affairs of said utility, in respect to each and every matter and thing therein set forth to the best of our knowledge, information and belief; and that the accounts and figures contained in the foregoing report embrace all of the financial operations of said utility during the period for which said report is made.

Subscribed and sworn to before me this **7<sup>th</sup>**

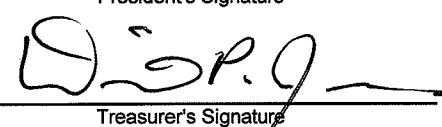
(insert day, eg 14th)

day of **MARCH, 2012**

(insert month and year)

  
President's Signature

  
Notary's Signature

  
Treasurer's Signature

**2 / 15 / 2015**  
Date Commission Expires

TELECOM CONDENSED BALANCE SHEET - UNAUDITED  
 CURRENT MONTH TO PRIOR YEAR END AND PRIOR YEAR CURRENT MONTH  
 REPORT NUMBER: 15020  
 NO ACCOUNT SUPPRESSION

Merrimack County Tel  
 0112

RUN DATE: 03/21/2012  
 RUN TIME: 09:17:57

Eval Period: 12, 2011

Cash & Working Funds	Cur Bal	Pr Yr End Bal	Change	% Chg	Pr Yr Cur Mth	Change	% Chg
Cash & Working Funds	387,056	-9,470	396,526	4,187.3	-9,470	396,526	4,187.3
Temp Cash Investment	245,000	980,000	-735,000	-75.0	980,000	-735,000	-75.0
Temp Cash Invest-Aff	8,851,046	6,714,082	2,136,964	31.8	6,714,082	2,136,964	31.8
Accts Rec Customers	1,300,253	1,387,620	-87,367	-6.3	1,387,620	-87,367	-6.3
Accts Rec Affiliated	99,565	90,756	8,809	9.7	90,756	8,809	9.7
Accts Rec Other	851,882	1,006,715	-154,833	-15.4	1,006,715	-154,833	-15.4
Material & Supplies	108,771	111,617	-2,846	-2.5	111,617	-2,846	-2.5
Non-Reg Material & Supplies	0	16,507	-16,507	-100.0	16,507	-16,507	-100.0
Other Current Assets	97,114	43,931	53,183	121.1	43,931	53,183	121.1
Total Current Assets	11,940,688	10,341,759	1,598,929	15.5	10,341,759	1,598,929	15.5
Investments & Funds	0	0	0	0.0	0	0	0.0
Non-Reg Investments, Net	55,980	49,889	6,091	12.2	49,889	6,091	12.2
Other Assets & Def Chrgs	209,343	117,929	91,414	77.5	117,929	91,414	77.5
Tel Plant in Service	55,943,591	56,625,573	-681,981	-1.2	56,625,573	-681,981	-1.2
Accumulated Depreciation	-45,058,001	-44,614,137	-443,864	-1.0	-44,614,137	-443,864	-1.0
Net Tel Plant in Service	10,885,590	12,011,436	-1,125,846	-9.4	12,011,436	-1,125,846	-9.4
Tel Plant Under Contr	1,112,038	459,620	652,418	141.9	459,620	652,418	141.9
Other Prop, Plt & Equip, Net	3,611,989	3,727,797	-115,808	-3.1	3,727,797	-115,808	-3.1
Total Telephone Plant	15,609,617	16,198,852	-589,235	-3.6	16,198,852	-589,235	-3.6
TOTAL ASSETS	27,815,628	26,708,428	1,107,200	4.1	26,708,428	1,107,200	4.1
Advances from Affil	0	0	0	0.0	0	0	0.0
Current Maturities LTD	0	0	0	0.0	0	0	0.0
Notes Payable - Affil	0	0	0	0.0	0	0	0.0
Notes Payable - Other	0	0	0	0.0	0	0	0.0
Accounts Payable - Affil	798,983	842,325	-43,342	-5.1	842,325	-43,342	-5.1
Accounts Payable - Other	982,321	1,089,247	-106,926	-9.8	1,089,247	-106,926	-9.8
Accrued Interest	75	-270	346	127.9	-270	346	127.9
Accrued Taxes	241,910	131,273	110,637	84.3	131,273	110,637	84.3
Other Current Liabilities	598,839	290,085	308,753	106.4	290,085	308,753	106.4
Total Current Liabilities	2,622,127	2,352,660	269,467	11.5	2,352,660	269,467	11.5
Deferred Credits	2,899,349	2,745,989	153,360	5.6	2,745,989	153,360	5.6
Capital Stock - Common	430,670	430,670	0	0.0	430,670	0	0.0
Premium on Cap Stock	4,687,605	4,678,314	9,291	0.2	4,678,314	9,291	0.2
Other Capital	-234,935	-166,822	-68,113	-40.8	-166,822	-68,113	-40.8
Retained Earnings	17,410,812	16,666,330	744,482	4.5	16,666,330	744,482	4.5
Total Common Equity	22,294,152	21,608,492	685,660	3.2	21,608,492	685,660	3.2
Capital Stock - Preferred	0	0	0	0.0	0	0	0.0
Long-Term Debt - Funded	0	1,287	-1,287	-100.0	1,287	-1,287	-100.0
Other Long-Term Debt	0	0	0	0.0	0	0	0.0
Total Capitalization	22,294,152	21,609,779	684,373	3.2	21,609,779	684,373	3.2
TOTAL CAPITAL & LIAB	27,815,628	26,708,428	1,107,200	4.1	26,708,428	1,107,200	4.1



TELECOM CONDENSED INCOME STATEMENT - UNAUDITED  
CURRENT MONTH TO PRIOR YEAR CURRENT MONTH AND PRIOR YEAR END  
REPORT NUMBER: 10015  
NO ACCOUNT SUPPRESSION

PAGE: 1

Merrimack County Tel  
0112RUN DATE: 03/21/2012  
RUN TIME: 09:21:14

PERIOD: 1 TO 12, 2011

	Cur Per	Pr Yr Sm Per	Change	% Chg	Cur Ytd Bal	Pr Ytd Bal	Change	% Chg
Local Network Services	2,867,491.45	3,121,974.52	-254,483.07	-8.2	2,867,491.45	3,121,974.52	-254,483.07	-8.2
Network Access Services Rev	5,912,852.15	6,057,806.27	-144,954.12	-2.4	5,912,852.15	6,057,806.27	-144,954.12	-2.4
Long Distance Network Svcs R	0	0.00	0.00	0.0	0	0.00	0.00	0.0
Billing & Collect	328,692.24	377,296.38	-48,604.14	-12.9	328,692.24	377,296.38	-48,604.14	-12.9
Other Operating	566,994.62	578,853.79	-11,859.17	-2.0	566,994.62	578,853.79	-11,859.17	-2.0
Uncollectible Revenues	-1,197.57	3,427.65	-4,625.22	-134.9	-1,197.57	3,427.65	-4,625.22	-134.9
Total Operating Rev	9,674,832.89	10,139,358.61	-464,525.72	-4.6	9,674,832.89	10,139,358.61	-464,525.72	-4.6
Depreciation & Amortization	2,565,390.01	2,372,674.91	192,715.10	8.1	2,565,390.01	2,372,674.91	192,715.10	8.1
Plt Specific Oper Exp	2,453,090.85	2,258,422.65	194,668.20	8.6	2,453,090.85	2,258,422.65	194,668.20	8.6
Plt Nonspecific Oper Exp	1,325,493.83	1,474,645.74	-149,151.91	-10.1	1,325,493.83	1,474,645.74	-149,151.91	-10.1
Customer Operations	1,158,469.53	1,212,861.20	-54,391.67	-4.5	1,158,469.53	1,212,861.20	-54,391.67	-4.5
Corporate Operations Expense	1,942,471.62	1,976,494.19	-34,022.57	-1.7	1,942,471.62	1,976,494.19	-34,022.57	-1.7
Net Income Taxes	224,398.65	129,527.62	94,871.03	73.2	224,398.65	129,527.62	94,871.03	73.2
Other Operating (Inc) & Exp	-161,061.00	-156,979.82	-4,081.18	-2.6	-161,061.00	-156,979.82	-4,081.18	-2.6
Total Operating Exp	9,508,253.49	9,267,646.49	240,607.00	2.6	9,508,253.49	9,267,646.49	240,607.00	2.6
Deferred ITC	0	0	0.00	0.0	0	0	0.00	0.0
Federal Taxes	53,953.00	279,683.00	-225,730.00	-80.7	53,953.00	279,683.00	-225,730.00	-80.7
State & Local	13,890.00	73,540.00	-59,650.00	-81.1	13,890.00	73,540.00	-59,650.00	-81.1
Tot Operating Taxes	67,843.00	353,223.00	-285,380.00	-80.8	67,843.00	353,223.00	-285,380.00	-80.8
Total Reg Oper Income	98,736.40	518,489.12	-419,752.72	-81.0	98,736.40	518,489.12	-419,752.72	-81.0
Int & Div Income	-37,667.48	-23,875.06	-13,792.42	-57.8	-37,667.48	-23,875.06	-13,792.42	-57.8
AFDUC	0	0	0.00	0.0	0	0	0.00	0.0
Non-Regulated Revenues	-3,045,638.08	-2,929,606.03	-116,032.05	-4.0	-3,045,638.08	-2,929,606.03	-116,032.05	-4.0
Non-regulated Expenses	2,067,982.65	2,034,885.69	33,096.96	1.6	2,067,982.65	2,034,885.69	33,096.96	1.6
Other Non-Oper Income	-71,456.60	-428,564.38	357,107.78	83.3	-71,456.60	-428,564.38	357,107.78	83.3
Income Taxes (Net)	440,769.00	545,677.00	-104,908.00	-19.2	440,769.00	545,677.00	-104,908.00	-19.2
Total Non-operating	-646,010.51	-801,482.78	155,472.27	19.4	-646,010.51	-801,482.78	155,472.27	19.4
Interest on LT Debt	0	0	0.00	0.0	0	0	0.00	0.0
Other Interest Exp	265.19	938.20	-673.01	-71.7	265.19	938.20	-673.01	-71.7
Total Fixed Charges	265.19	938.20	-673.01	-71.7	265.19	938.20	-673.01	-71.7
Extraordinary Items	0	0	0.00	0.0	0	0	0.00	0.0
NET INCOME (LOSS)	744,481.72	1,319,033.70	-574,551.98	-43.6	744,481.72	1,319,033.70	-574,551.98	-43.6